

**GENERAL NOTES:**

**VIRGINIA MAIN STREET:** This community is a designated Virginia Main Street Community and as such these drawings are provided at no charge to the property owner. The Virginia Main Street program is sponsored through the Virginia Department of Housing and Community Development. Design recommendations must follow the Secretary of the Interior's Standards for Rehabilitation when the project is a designated historic building.

**SCHEMATIC DESIGN:** This drawing is conceptual and is not a working drawing for construction. The notes are intended as guidelines for rehabilitation. Any changes to the conceptual design should be reviewed and approved by the Main Street Designer and the local Program Manager. Some aspects of the design may require further drawings prior to construction. Field check any dimensions shown on this drawing. It is the responsibility of the owner and contractor to acquire additional technical or professional assistance as needed before or during construction.

**MATERIALS & MAINTENANCE CHECKLIST:** See Materials & Maintenance Checklist when individual keynote is marked by asterisks ( \*\*\*) for rehabilitation methods. Any and all questions regarding rehabilitation methods should be addressed to the Virginia Main Street Designer.

**ADA GUIDELINES:** It is the owner's responsibility to ensure that the entire building meets the ADA Guidelines. Efforts are made in these drawings to meet the Guidelines when applicable.

**SIGNS:** Verify compliance of sign size, mounting, and location with municipality's sign ordinance prior to manufacturer and/or purchase. All efforts were made to comply with all information provided by owner and owner representative at the time of this drawing.

**PAINT AND AWNINGS:** If new paint colors and awnings are shown for this building, they will be specified on an attached or separate Colors and Materials Chart. Paint colors can be matched to paint brand of the owner's choice as long as the color is the same and a high quality paint is chosen. If an exact color match is not possible, please contact the Virginia Main Street Designer for assistance in choosing new colors. See the back of the Colors and Materials Chart for paint specifications.

**LEAD PAINT & HAZARDOUS MATERIALS:** The Owner & Contractor are responsible for total compliance of the Virginia Occupational and Health Administration regulations regarding protection for workers from and removal of lead paint, asbestos and all other hazardous materials.

**STATE AND FEDERAL HISTORIC TAX CREDIT PROJECTS:** If a project to be submitted for rehabilitation tax credits, it is the owners responsibility to submit all required forms and secure any and all approval from state and federal agencies for proposed work prior to beginning any construction. Contact the Virginia Department of Historic Resources (VDHR) for more information.



**EXISTING FACADE**

Dimensions provided by other. Verify all dimensions in field.



**EXISTING FACADE**

Dimensions provided by other. Verify all dimensions in field.






**EXISTING FACADE**

Dimensions provided by other. Verify all dimensions in field.

**KEYNOTES:**

1. Remove stucco and brick base, and apply new stucco coating. Prime and paint.
2. Remove structure, windows and doors, replace with new aluminum storefront as shown on provide contractor drawings dated 7/13/2018.
3. Provide new wood stile and rail door with glass panel. Finish as shown.
4. Wire brush loose paint from masonry coping. Prime and paint.
5. Provide new fabric awning with loose 8" valance flaps. Crenulated edges to valance optional. Mount awning for 7'-0" to 7'-6" clearance below valance. See Spring St. Facade - Option A for dimensions.
6. Consider new wood or metal projecting sign and metal bracket with integrated LED lighting. See VMS Architect for further sign system design, if desired.
7. Consider adding 3'-0" wide plant bed along side of building and large planters. Look into contracting with local landscaper or garden center for regular plant maintenance and watering.

|  |                    |
|--|--------------------|
|  <p><b>FRAZIER ASSOCIATES</b><br/>ARCHITECTURE • COMMUNITY DESIGN • WAYFINDING<br/>213 NORTH AUGUSTA STREET, STAUNTON, VA 24401<br/>PHONE 540.886.6230 FAX 540.886.8629<br/>www.frazierassociates.com</p> |                    |
|  <p><b>VIRGINIA MAIN Street</b><br/>VIRGINIA DEPARTMENT OF HOUSING AND COMMUNITY DEVELOPMENT</p>  |                    |
|  <p><b>DANVILLE RIVER DISTRICT</b><br/>REIMAGINE THAT</p>   |                    |
| 508 Spring Street  | Danville, Virginia |
| 07/15/2018<br>86002.AA.30  |                    |
| A.1<br>SHEET 1 OF 2  |                    |



SPRING ST. FACADE - OPTION A



SPRING ST. FACADE - OPTION B



SPRING ST. FACADE - OPTION C

COLOR & MATERIALS CHART

Acquire paint chip or material sample for more accurate color or material representation.

PAINT: - OPTION A

Sherwin Williams paint or equivalent

P1: 9103 Farro



P2: 9180 Aged White



P3: 2802 Rookwood Red



STOREFRONT FINISH  
PAC-CLAD or similar

S1: Musket Gray



AWNING FABRIC: OPT. A  
Sunbrella Fabrics or equivalent

A1: 4699 Tresco Brick



PAINT: - OPTION B

Sherwin Williams paint or equivalent

P4: 7664 Steely Gray



P5: 7663 Monorail Silver



P6: 7665 Wall Street



STOREFRONT FINISH  
PAC-CLAD or similar

S2: Silver or Brushed Aluminum



AWNING FABRIC: OPT. A  
Sunbrella Fabrics or equivalent

A2: 4826 Granville Tinsel



PAINT: - OPTION C

Sherwin Williams paint or equivalent

P7: 2833 Roycroft Vellum



P8: 2827 Colonial Revival Stone



P9: 6193 Privilege Green



STOREFRONT FINISH  
PAC-CLAD or similar

S3: Granite



AWNING FABRIC: OPT. A  
Sunbrella Fabrics or equivalent

A3: 4896 Silca Sage



FRAZIER ASSOCIATES

ARCHITECTURE • COMMUNITY DESIGN • WAYFINDING  
213 NORTH AUGUSTA STREET, STAUNTON, VA 24401  
PHONE 540.886.6230 FAX 540.886.8629  
www.frazierassociates.com

VIRGINIA  
**MAIN**  
Street  
VIRGINIA DEPARTMENT  
OF HOUSING AND  
COMMUNITY DEVELOPMENT



508 Spring Street

Danville, Virginia

07/15/2018  
86002.AA.30

A.2  
SHEET 2 OF 2